



## **Wick Assembly Rooms Main Hall & Stage**

**Sinclair Tce Wick. Tel: 01955 602584**

### **Auditorium Dimensions (excluding stage)**

15 Metres Width

23 Metres Length

6 Metres Height

**Emergency Door:** can be used as loading doors.....Width 1 metre Height 2 metres

**Seating:** 180 tiered seats at rear extending to approximately quarter of auditorium, balance of 200/250 seats (depending on configuration) on flat floor

### **Stage Dimensions**

8 Metres Width x 7.5 Metres Depth

Width of Proscenium Opening 7.3 Metres

Height Stage Floor to Proscenium Border 3.1 Metres

Stage Height from Auditorium Floor 1.2 Metres

Apron Depth 1 Metre

**Loading Doors:** Directly on to stage wings left...Width 1.2 metres Height 2 metres

### **Curtains**

Front Proscenium Curtains Scarlet Red operated by manual winch at Stage Left

3 x Black Traverse Curtain Sets  $\frac{1}{4}$  Stage  
 $\frac{1}{2}$  Stage  
 $\frac{3}{4}$  Stage

4 x Wing Curtains Black 2 x each side on 1.5 Metres Swivels

## **Dressing Rooms & Toilets**

Three Dressing Rooms off Right in Stage wings (cannot be used during performances due to noise) Fitted with wash-hand basins, worktops and mirrors  
Alternative dressing rooms can be provided in the General Purpose Room which is adjacent to the stage

Toilet off Right in Stage wings (cannot be used during performances due to noise)  
Other toilets are within easy access to the stage but are also used by the general public

## **Cyclorama**

A rear wooden partition serves as an adequate cyclorama. Dead flat and painted white

## **Access**

Only accessible from stage right, but you can move freely from wing to wing by accessing the small space behind the cyclorama

## **Scenery**

Scenery should be suitably braced and **MUST** be fireproofed in accordance with Theatre Regulations

There is limited storage space for sets and therefore should be removed from the hall immediately after your performance

There are numerous stage weights available

## **Backcloths**

There are sufficient steel supports, pulleys and ropes available

## **POWER**

415v 3 Phase supply operating Stage Lighting System or 63 amp Socket located Stage Left.

415v 3 Phase Supply Stage Right 32 amp Socket

13 amp Sockets located Stage Left and under Front of Stage

## LIGHTING

48 channels using 2x Chilli Pro RCD 24 Channel Dimmers. Controlled by Zero 88 Jester Single Preset Desk from behind Stage left or from Rear of Hall.

### House Lights

Controlled from Stage Left or Stage Right fade over 30 seconds

### Front of House Lights

12 x ETC Source 4s 750 watts

6 x 15/30 Zoom Profiles

2 x 50 degree Profiles

4 x 36 degree Profiles

2 x Spare Channels 1 & 2, 15 & 16 mounted each side of hall on wall Maximum load 2Kw per Channel.

### On Stage Lighting

#### Lighting Bar No.1

12 channels 8 x selecon Rama Fresnels – 1Kw  
4 x selecon Rama PCs – 1Kw

#### Lighting Bar No.2

3 Channel 6 x selecon Rama Fresnels – 1Kw

#### Lighting Bar No.3

10 Channels 6 x selecon Rama Fresnels – 1Kw  
4 x selecon Rama PCs – 1Kw

#### Lighting Bar No.4

1 Channel Spare Bar maximum load 2 Kw

#### Lighting bar No.5

3 Channels Selecon Cyc Hui Floods 500 watts. Red, Blue and Green

### Cinemoids

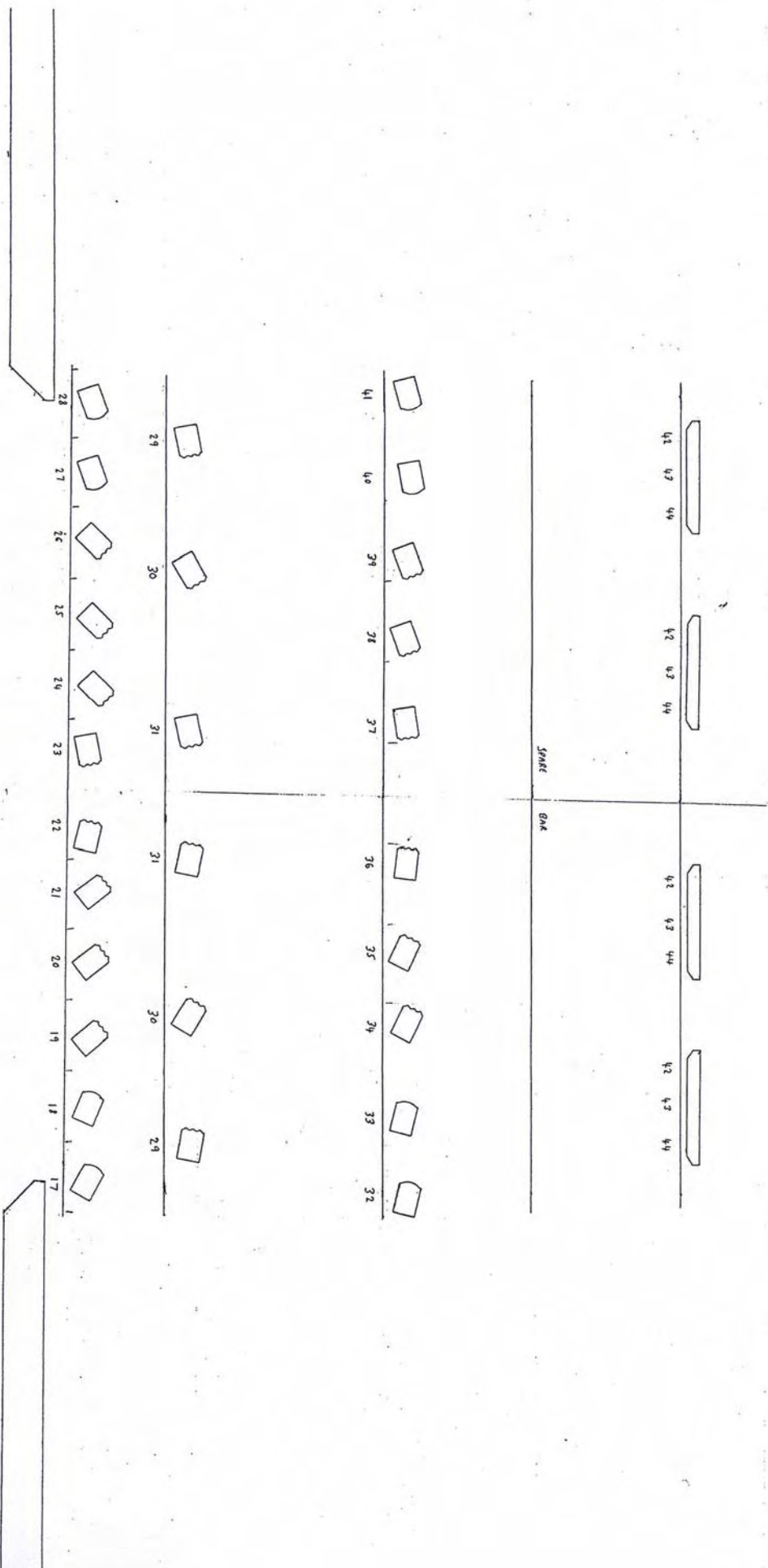
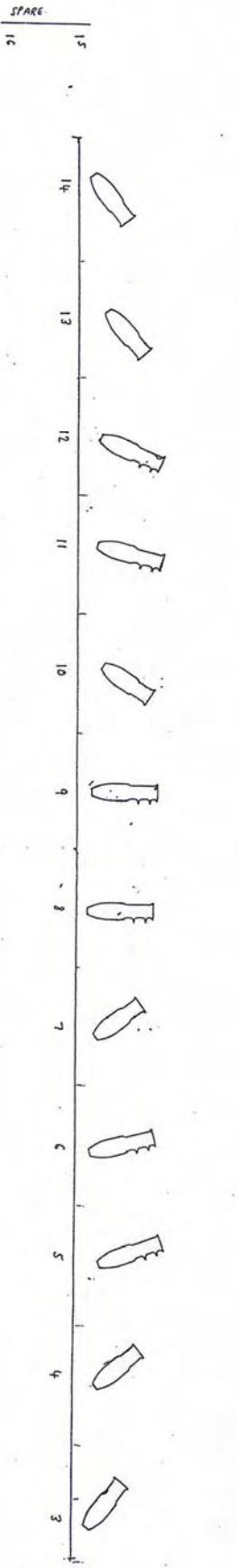
A reasonable amount of colour filters are available , but should you wish a particular colour, please bring your own cinemoid

### Stage Dips

4 x Dips 15 Amp sockets in Stage floor two each side of Stage  
Maximum load 2 kw per channel

### Footlights

None



SPACE

## **SOUND**

16 Channel Allen Heath WZ3 16:2 Mixing desk mounted in wheeled Flightcase complete with Amplifier and Twin Deck CD Player. Can be Controlled from Rear of Stage or Rear of Hall.

16 Channel XLR Panel linked between Rear Stage left and Rear of Hall behind Hatch.

EAW 800 watt Centre Speaker Cluster mounted from auditorium ceiling above Centre Stage.

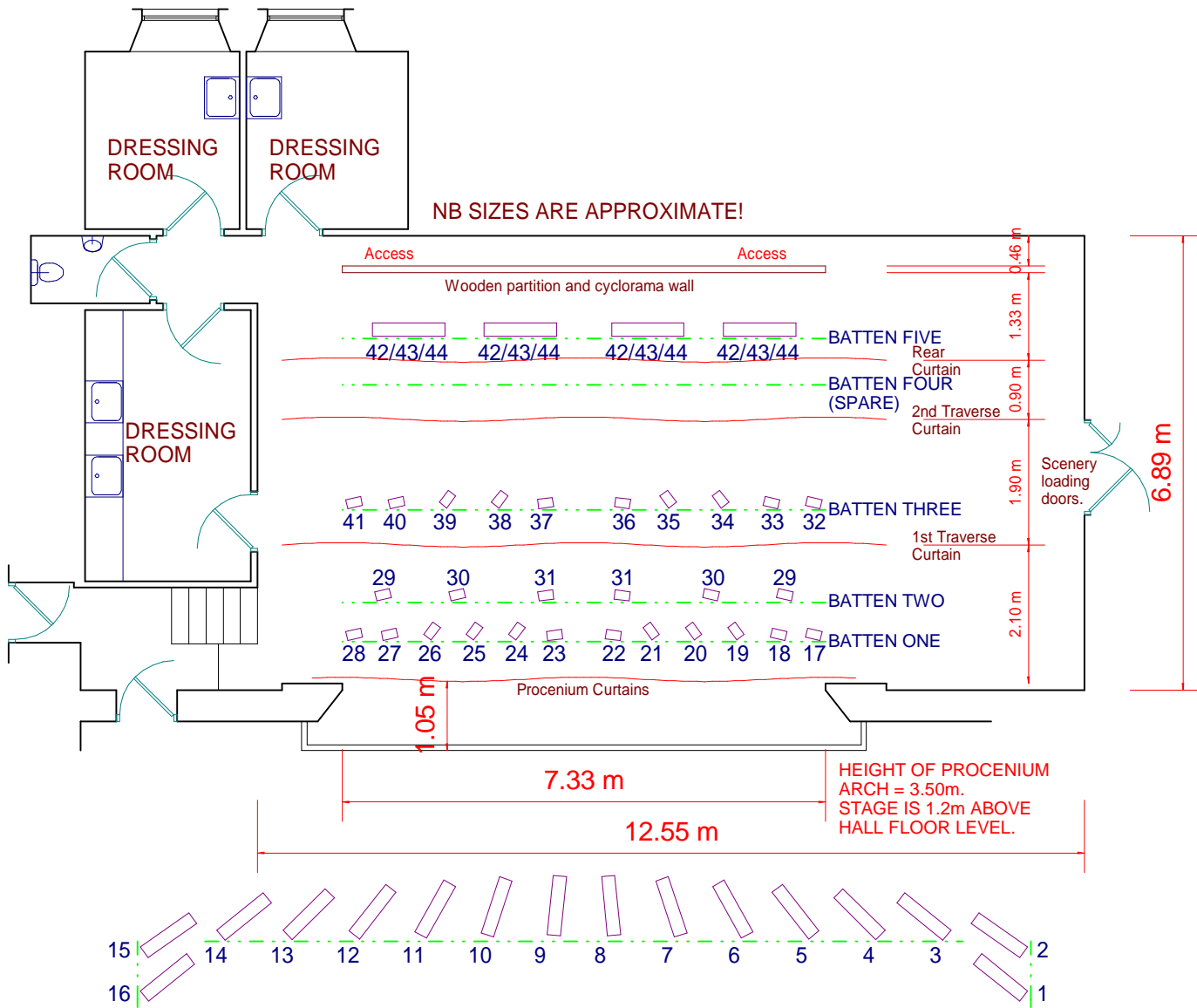
2 x Yamaha Stage Monitors available on request.

4 x Sennheiser Microphones and Stands available on request.

## **GENERAL**

### **Car Parking:**

Free Large car park available at east end of hall. You can also park in nearby streets with no parking fees



Drawn at scale of 1 : 100

# ASSEMBLY ROOMS, WICK: PLAN of STAGE with LIGHTING

Don Renwick, January, 2011.